

**Fort Bend ISD
Investment Report
7/1/2017 - 6/30/2018**

This report summarizes the investment position of Fort Bend ISD for the period 7/1/2017 - 6/30/2018

	7/1/2017	6/30/2018
Book Value	\$294,643,247	\$274,190,941
Market Value	\$294,643,247	\$274,190,941

This report is presented in accordance with the Texas Government Code Title 10 Section 2256.023. The below signed hereby certify that, to the best of their knowledge on the date this report was created, Fort Bend ISD is in compliance with the provisions of Government Code 2256 and with the stated policies and strategies of Fort Bend ISD.



Steven Bassett, Chief Financial Officer



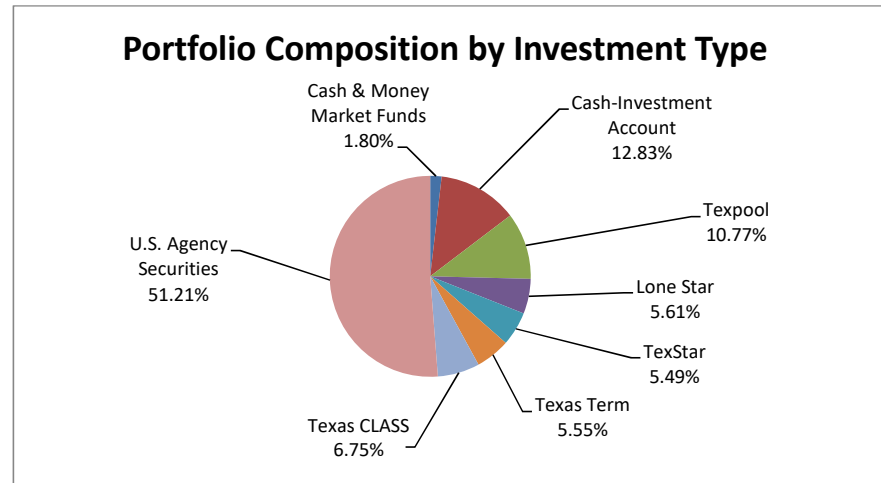
Kelly Schlacks, Director of Finance



Suzanne K. Owen, District Treasurer

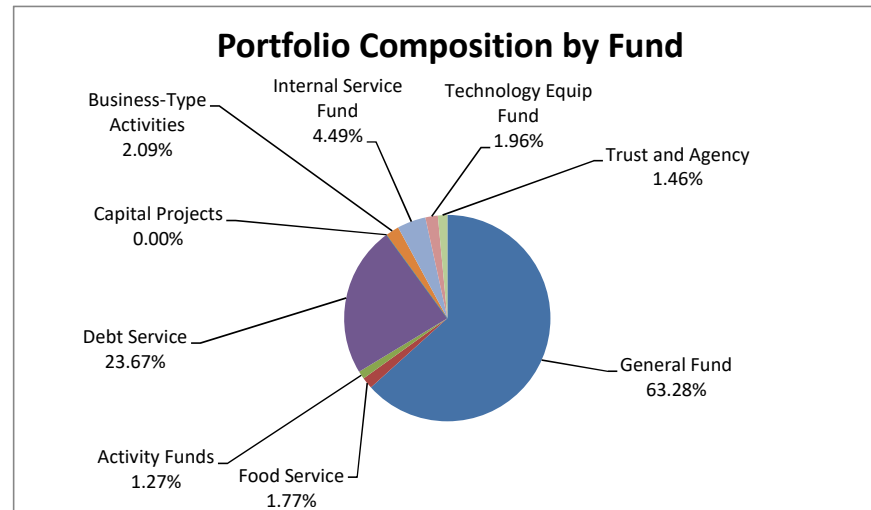
**Fort Bend ISD
Portfolio Composition by Investment Type
June 30, 2018**

<u>Description</u>	<u>Market Value</u> <u>Amount</u>
Cash & Money Market Funds	\$ 4,928,637
Cash-Investment Account	35,170,344
Texpool	29,517,520
Lone Star	15,372,217
TexStar	15,055,957
Texas Term	15,216,669
Texas CLASS	18,505,509
U.S. Agency Securities	140,424,088
	<u>\$ 274,190,941</u>



**Fort Bend ISD
Portfolio Composition by Fund
June 30, 2018**

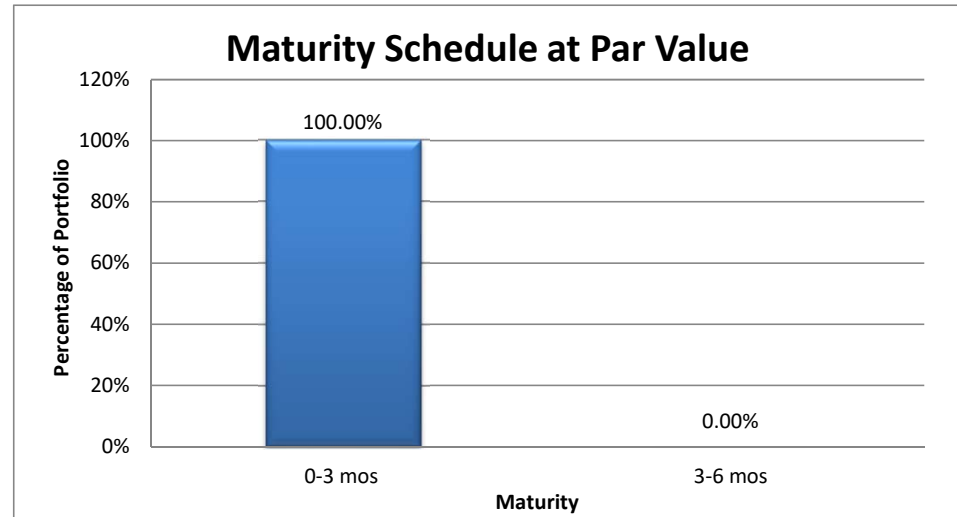
<u>Description</u>	<u>Market Value</u> <u>Amount</u>
General Fund	\$ 173,520,783 (a)
Food Service	4,844,340
Activity Funds	3,476,450
Debt Service	64,904,368
Capital Projects	769
Business-Type Activities	5,737,166
Internal Service Fund	12,317,904
Technology Equip Fund	5,384,953
Trust and Agency	4,004,207
	<u>\$ 274,190,940</u>



(a) This includes all Special Revenue Fund Balances except for Food Service and Activity Funds. Some Special Revenue Fund balances are negative due to pending reimbursements.

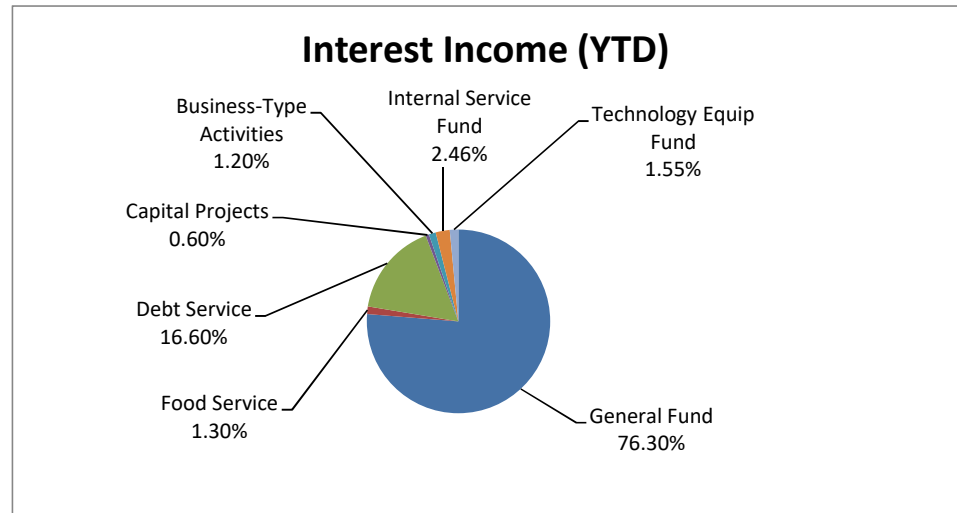
**Fort Bend ISD
Maturity Schedule
June 30, 2018**

	Percent of Portfolio	Par Value
0-3 mos	100.00%	\$ 274,291,853
3-6 mos	0.00%	-
	<u>100.00%</u>	<u>\$ 274,291,853</u>

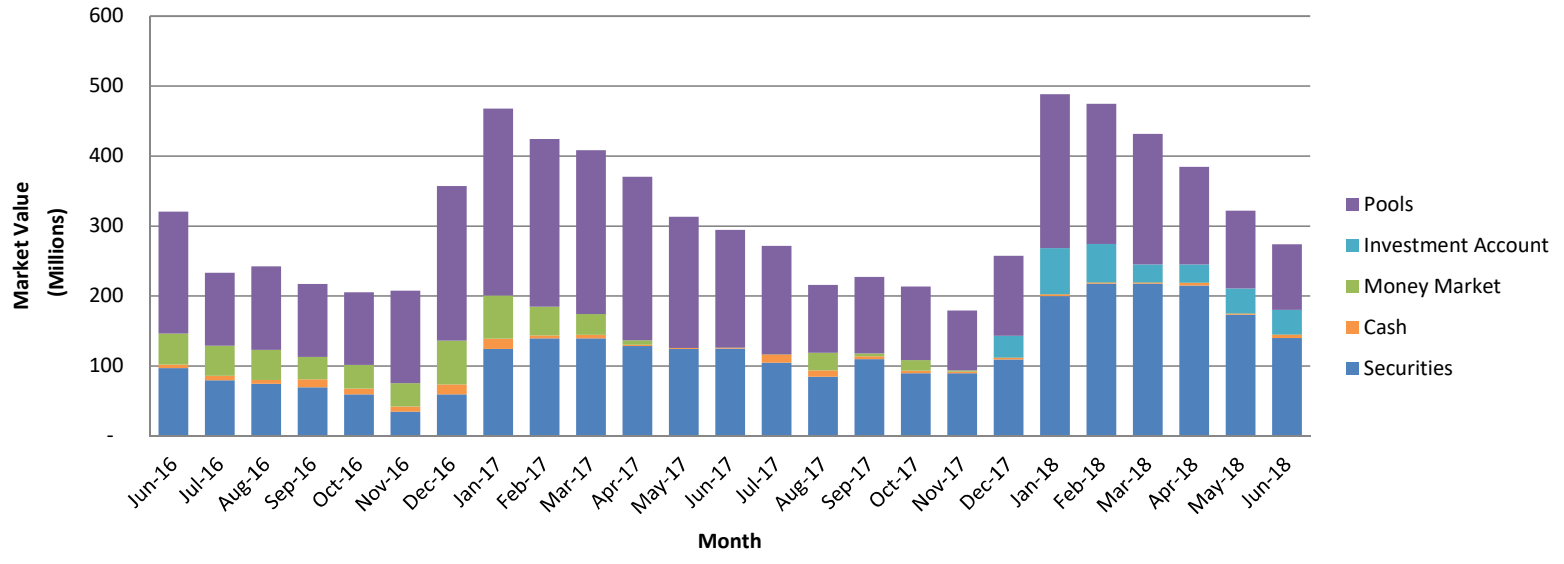


**Fort Bend ISD
Investment Income (YTD)
June 30, 2018**

<u>Description</u>	<u>Interest Income (YTD)</u>
General Fund	\$ 3,347,243
Food Service	57,119
Debt Service	728,109
Capital Projects	26,158
Business-Type Activities	52,818
Internal Service Fund	107,705
Technology Equip Fund	67,952
	<u>\$ 4,387,104</u>



Fort Bend ISD - Portfolio Value by Type



FBISD Portfolio Position

6/30/2018

Fund	CUSIP/Description	Type	Rating	Broker	Purchase Date	Market Value 7/01/17	Par Value 6/30/18	Total Cost Purchased	Book Value 6/30/18	Market Value 6/30/18	Yield to Maturity	Maturity Date	Days to Maturity	Int Accr to Date
199 - General Operating Fund														
	3130A6LZ8	FHLB	AA+	FTN Financial	01/31/17	\$ 9,985,000	\$ -	\$ -	\$ -	\$ -		10/26/17		
	3130ABNH5	FHLB	AA+	Hilltop Securities	06/26/17	2,249,775	-	-	-	-		06/26/18		
	3130ABXW1	FHLB	AA+	Hilltop Securities	01/09/18	-	15,000,000	14,970,842	14,992,500	14,992,500	1.606	07/27/18	27	79,167
	FHLB Total					12,234,775	15,000,000	14,970,842	14,992,500	14,992,500	1.606		27	79,167
	313385JS6	FHLBDN	AA+	Hilltop Securities	01/27/17	9,992,000	-	-	-	-		07/28/17		
	313385A30	FHLBDN	AA+	FTN Financial	01/31/18	-	15,000,000	14,879,577	14,973,000	14,973,000	1.623	08/01/18	32	-
	FHLB Discount Note Total					9,992,000	15,000,000	14,879,577	14,973,000	14,973,000	1.623		32	-
	3137EADL0	FHLMC	AA+	Hilltop Securities	01/25/17	4,999,000	-	-	-	-		09/29/17		
	FHLMC Total					4,999,000	-	-	-	-				
	3135G0MZ3	FNMA	AA+	Hilltop Securities	01/05/17	9,996,000	-	-	-	-		08/28/17		
	3135G0E33	FNMA	AA+	FTN Financial	01/24/18	-	10,000,000	9,978,880	9,995,000	9,995,000	1.560	07/20/18	20	50,313
	FNMA Total					9,996,000	10,000,000	9,978,880	9,995,000	9,995,000	1.560		20	50,313
	912828TM2	T-Note		FTN Financial	01/09/17	14,991,000	-	-	-	-		08/31/17		
	912828TS9	T-Note		Hilltop Securities	02/14/17	14,982,000	-	-	-	-		09/30/17		
	912828PF1	T-Note		Stifel Nicolaus	02/14/17	10,026,000	-	-	-	-		10/31/17		
	912828TW0	T-Note		Hilltop Securities	01/25/17	4,994,000	-	-	-	-		10/31/17		
	912828TW0	T-Note		FTN Financial	02/01/17	9,988,000	-	-	-	-		10/31/17		
	912828UA6	T-Note		Hilltop Securities	02/01/17	9,979,000	-	-	-	-		11/30/17		
	912828UA6	T-Note		FTN Financial	01/25/17	4,989,500	-	-	-	-		11/30/17		
	912828RE2	T-Note		Hilltop Securities	01/12/18	-	10,000,000	9,989,063	9,993,000	9,993,000	1.674	08/31/18	62	50,136
	912828RE2	T-Note		Hilltop Securities	01/24/18	-	10,000,000	9,990,200	9,993,000	9,993,000	1.665	08/31/18	62	50,136
	912828VK3	T-Note		Hilltop Securities	02/28/18	-	10,000,000	9,989,844	10,000,000	10,000,000	1.674	06/30/18	0	68,750
	912828VQ0	T-Note		Hilltop Securities	12/20/17	-	10,000,000	9,988,281	9,996,000	9,996,000	1.602	07/31/18	31	57,355
	912828VQ0	T-Note		Hilltop Securities	01/12/18	-	10,000,000	9,987,549	9,996,000	9,996,000	1.567	07/31/18	31	57,355
	TREASURY NOTE Total					69,949,500	50,000,000	49,944,936	49,978,000	49,978,000	1.637		37	283,732
	Fund 199 - LoneStar	State Pool	AAA	LoneStar	09/01/01	4,698,461	2,579,456	2,579,456	2,579,456	2,579,456	1.730	08/01/18	32	-
	Fund 199 - TexPool	State Pool	AAA	TexPool	09/01/01	26,780,611	8,715,208	8,715,208	8,715,208	8,715,208	1.740	08/01/18	32	-
	Fund 199 - TexStar	State Pool	AAA	TexStar	04/26/10	17,899,618	9,646,630	9,646,630	9,646,630	9,646,630	1.770	08/01/18	32	-
	Fund 199 - TexasCLASS	State Pool	AAA	TexasCLASS	07/01/16	21,676,330	18,505,509	18,505,509	18,505,509	18,505,509	2.089	08/20/18	51	-
	Fund 199 - TexasTerm	State Pool	AAA	Texas Term	10/07/09	11,378,796	7,252,543	7,252,543	7,252,543	7,252,543	1.760	08/01/18	32	-
	State Pool Total					82,433,816	46,699,346	46,699,346	46,699,346	46,699,346	1.887		40	-
	Fund 199 - Money Mkt	Money Mkt		Prosperity Bank	05/31/12	2,235	-	-	-	-	0.450	Open	1	-
	Money Market Total					2,235	-	-	-	-	0.450		1	-
	Investment Account	Cash		Prosperity Bank	12/31/17	-	35,170,344	35,170,344	35,170,344	35,170,344	1.720	Open	1	-
	Investment Account Total					-	35,170,344	35,170,344	35,170,344	35,170,344	1.480		1	-
	Prosperity Bank	Cash		Prosperity Bank	05/31/12	635,664	1,712,594	1,712,594	1,712,594	1,712,594	0.450	Open	1	-
	Prosperity Bank Total					635,664	1,712,594	1,712,594	1,712,594	1,712,594	1.480		1	-
	199 - General Fund Total					190,242,990	173,582,284	173,356,519	173,520,784	173,520,784	1.709		29	413,211
240 - Food Service														
	Fund 240 - TexPool	State Pool	AAA	TexPool	09/01/01	3,128,578	2,797,506	2,797,506	2,797,506	2,797,506	1.740	08/01/18	32	-
	Fund 240 - TexStar	State Pool	AAA	TexStar	12/01/12	16,739	2,033,793	2,033,793	2,033,793	2,033,793	1.770	08/01/18	32	-
	State Pool Total					3,145,317	4,831,299	4,831,299	4,831,299	4,831,299	1.753		32	-
	Prosperity Bank	Cash		Prosperity Bank	05/31/12	17,348	13,041	13,041	13,041	13,041	0.450	Open	1	-
	Prosperity Bank Total					17,348	13,041	13,041	13,041	13,041	0.450		1	-
	240 - Food Service Fund Total					3,162,665	4,844,340	4,844,340	4,844,340	4,844,340	1.720		32	-
461 - Activity Funds														
	Fund 461 - TexPool	State Pool	AAA	TexPool	09/01/01	1,817,401	1,931,605	1,931,605	1,931,605	1,931,605	1.740	08/01/18	32	-
	Fund 461 - LoneStar	State Pool	AAA	LoneStar	12/12/12	2,340,262	1,535,596	1,535,596	1,535,596	1,535,596	1.730	08/01/18	32	-

FBISD Portfolio Position

6/30/2018

Fund	CUSIP/Description	Type	Rating	Broker	Purchase Date	Market Value 7/01/17	Par Value 6/30/18	Total Cost Purchased	Book Value 6/30/18	Market Value 6/30/18	Yield to Maturity	Maturity Date	Days to Maturity	Int Accr to Date
State Pool Total						4,157,662	3,467,201	3,467,201	3,467,201	3,467,201	1.736		32	-
Prosperity Bank		Cash		Prosperity Bank	02/28/15	11,709	9,249	9,249	9,249	9,249	0.450	Open	1	-
Prosperity Bank Total						11,709	9,249	9,249	9,249	9,249	0.450		1	-
461 - Activity Funds Total						4,169,371	3,476,450	3,476,450	3,476,450	3,476,450	1.681		32	-
500 - Debt Service Fund														
3130A8U50		FHLB	AA+	Hilltop Securities	06/22/17	7,965,600	8,000,000	7,962,597	7,993,600	7,993,600	1.262	07/25/18	25	28,773
3130ABWM4		FHLB	AA+	Hilltop Securities	01/24/18	-	8,025,000	8,010,956	8,020,988	8,020,988	1.597	07/27/18	27	42,354
3130ABXW1		FHLB	AA+	Hilltop Securities	01/09/18	-	5,000,000	4,990,281	4,997,500	4,997,500	1.604	07/27/18	27	26,389
3130ABXW1		FHLB	AA+	FTN Financial	01/12/18	-	10,000,000	9,982,100	9,995,000	9,995,000	1.583	07/27/18	27	52,778
FHLB Total						7,965,600	31,025,000	30,945,934	31,007,088	31,007,088	1.507		26	150,294
313385JS6		FHLBDN	AA+	Hilltop Securities	01/27/17	9,992,000	-	-	-	-		07/28/17		
313385A30		FHLBDN	AA+	FTN Financial	01/31/18	-	7,500,000	7,439,788	7,486,500	7,486,500	1.623	08/01/18	32	-
FHLB Discount Note Total						9,992,000	7,500,000	7,439,788	7,486,500	7,486,500	1.623		32	-
3135G0E33		FNMA	AA+	FTN Financial	01/24/18	-	7,000,000	6,985,216	6,996,500	6,996,500	1.560	07/20/18	20	35,219
3135G0L68		FNMA	AA+	Hilltop Securities	08/23/17	-	5,000,000	4,977,348	4,995,500	4,995,500	1.243	07/27/18	27	15,833
FNMA Total						-	12,000,000	11,962,564	11,992,000	11,992,000	1.428		23	51,052
Fund 599 - TexasCLASS		State Pool	AAAm	TexasCLASS	02/09/17	12,948,628	-	-	-	-		02/28/18		
Fund 599 - LoneStar		State Pool	AAAm	LoneStar	09/01/01	7,532,273	3,348,296	3,348,296	3,348,296	3,348,296	1.730	08/01/18	32	-
Fund 599 - TexPool		State Pool	AAAm	TexPool	09/01/01	2,694,658	4,399,646	4,399,646	4,399,646	4,399,646	1.740	08/01/18	32	-
Fund 599 - TexStar		State Pool	AAAm	TexStar	04/27/10	9,646,051	3,374,157	3,374,157	3,374,157	3,374,157	1.770	08/01/18	32	-
Fund 599 - TexasTerm		State Pool	AAAm	Texas Term	01/04/10	13,873,650	3,232,521	3,232,521	3,232,521	3,232,521	1.760	08/01/18	32	-
State Pool Total						46,695,260	14,354,620	14,354,620	14,354,620	14,354,620	1.749		32	-
Fund 599 - Money Mkt		Money Mkt		Prosperity Bank	05/31/12	362	30,428	30,428	30,428	30,428	0.450	Open	1	-
Money Market Total						362	30,428	30,428	30,428	30,428	0.450		1	-
Prosperity Bank		Cash		Prosperity Bank	05/31/12	31	33,732	33,732	33,732	33,732	0.450	Open	1	-
Prosperity Bank Total						31	33,732	33,732	33,732	33,732	0.450		1	-
500 - Debt Service Funds Total						64,653,253	64,943,780	64,767,067	64,904,368	64,904,368	1.559		29	201,346
600 - Capital Projects Funds														
Fund 634 - Texpool		State Pool	AAAm	TexPool	08/11/09	80,359	-	-	-	-				
Fund 635 - Texpool		State Pool	AAAm	TexPool	05/27/10	7,714	-	-	-	-				
Fund 637 - TexPool		State Pool	AAAm	TexPool	07/15/15	76,820	-	-	-	-				
Fund 638 - LoneStar		State Pool	AAAm	LoneStar	07/15/15	99	-	-	-	-				
Fund 638 - TexPool		State Pool	AAAm	TexPool	07/15/15	847,275	-	-	-	-				
Fund 638 - TexStar		State Pool	AAAm	TexStar	07/15/15	1,584,592	-	-	-	-				
Fund 638 - TexasTerm		State Pool	AAAm	Texas Term	07/15/15	83,436	-	-	-	-				
Fund 639 - LoneStar		State Pool	AAAm	LoneStar	07/15/15	721,367	-	-	-	-				
Fund 639 - TexPool		State Pool	AAAm	TexPool	07/15/15	527,450	-	-	-	-				
Fund 650 - TexPool		State Pool	AAAm	LoneStar	06/12/17	753	-	-	-	-				
Fund 651 - TexPool		State Pool	AAAm	TexPool	06/29/17	44,476	-	-	-	-				
Fund 610 - TexPool		State Pool	AAAm	TexPool	04/26/16	588,485	-	-	-	-				
Fund 642 - TexPool		State Pool	AAAm	TexStar	06/01/17	1,765	-	-	-	-				
Fund 644 - TexPool		State Pool	AAAm	Texas Term	06/02/17	799,539	-	-	-	-				
Fund 645 - TexPool		State Pool	AAAm	TexPool	10/23/17	-	763	763	763	763	1.740	08/01/18	32	-
State Pool Total						5,364,130	763	763	763	763	1.740		32	-
Prosperity Bank		Cash		Prosperity Bank	05/31/12	899	6	6	6	6	0.450	Open	1	-
Prosperity Bank Total						899	6	6	6	6	0.450		1	-
600 - Capital Projects Funds Total						5,365,029	769	769	769	769	0.833		32	-
700 - Internal Service Funds														
Fund 857 - TexPool (FSA)		State Pool	AAAm	TexPool	09/03/14	219,468	-	-	-	-				

